




 **WINTEGRA**

Fully Customized 2200 Series Sliding Patio Doors

Made in Canada
<https://www.wintegra.ca>
604-776-0898

2200 System – Sliding Patio Doors



Advanced design and engineering make the REHAU System 2200 everything you imagine a sliding patio door could be and more, making it an excellent choice for upscale residential renovation and new construction projects. Perfect for modern living, it opens up any space with classic looks and a large glass area for maximized daylight.

This steel-reinforced uPVC door is designed to optimize your glass-to-frame ratio while offering superior durability, sound abatement and energy efficiency. Sash versatility allows multiple configurations to meet your needs.



Building for comfort

2200 Series

Performance Data



Double Pane

- U-Value: 0.27
- SHGC: 0.26
- VT – 0.5

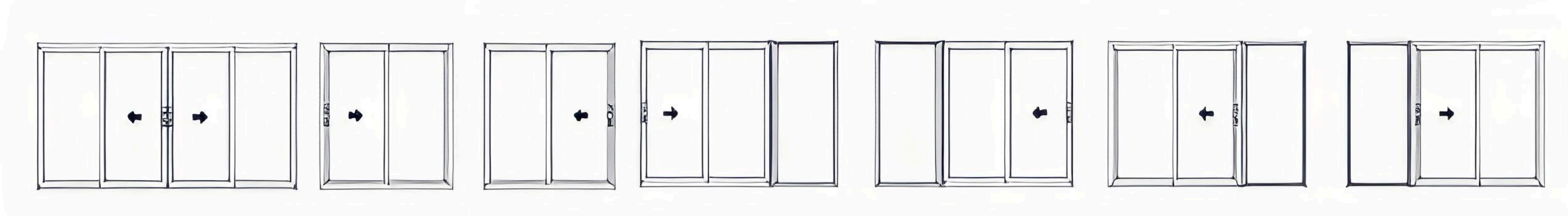
Triple Pane

- U-Value: 0.19
- SHGC: 0.24
- VT – 0.46



Flexible Configuration Options

A key feature of 2200 Series Sliding Patio Doors is their modular design, which allows for customizable configurations based on desired parameters and functionality. All our doors are made custom and offer several versions and arrangements, including various combinations of movable and fixed sashes.





When You Don't Have To Sacrifice Design

Wood Grains

Combining the authentic look and unique character of wood with the advantages of uPVC and fiberglass composite windows, this foil is virtually identical to natural wood. Its deep embossing and matte finish create a texture that convincingly mimics real wood.



Aluminum Look

Aluminum-like foils offer an attractive surface with a distinctive, fine-grained matte finish that resembles powder-coated aluminum. This design is perfect for contemporary, minimalist spaces.




High Tech Foil Technology

Experience the difference with Wintegra Windows, where our craftsmanship shines. All our profiles come in base white and can be laminated on outside and inside. The foiling process permanently bonds profile with colour, achieving a perfect look of powder-coated aluminum, brushed steel, stained/ painted wood, or any other colour.

Matte Jet Black Classic

A favorite among designers and builders, the jet black matte color adds an elegant touch to any construction, with its texture and finish offering a luxurious feel and appearance.

The deepest black available—classic, timeless, and sophisticated.



New Technology. New Possibilities.

- 125+ colours and textures
- Minimal maintenance- finish never chipping, cracking or fading away
- Cool technology helps reduce surface heat gain in direct sunlight
- The nano-coating protects against weathering, UV radiation and dirt
- Available for all Wintegra windows and doors
- No added production time





When You Don't Have To Sacrifice Quality



With Our Heartfelt Appreciation



Head Office

Phone: 604-776-0898

Website

<https://www.wintegra.ca>